



## ALL INDIA MOCK TEST - UPSC PRELIMS 2025

### INSTRUCTIONS FOR ONLINE STUDENTS

Dear Students, Kindly follow the online instructions below,

- 1) All the mock test registered students should upload the UPSC Hall ticket Pdf on our website(**if published**). So, Kindly get the soft copy of your hall tickets from UPSC website before taking our mock test.

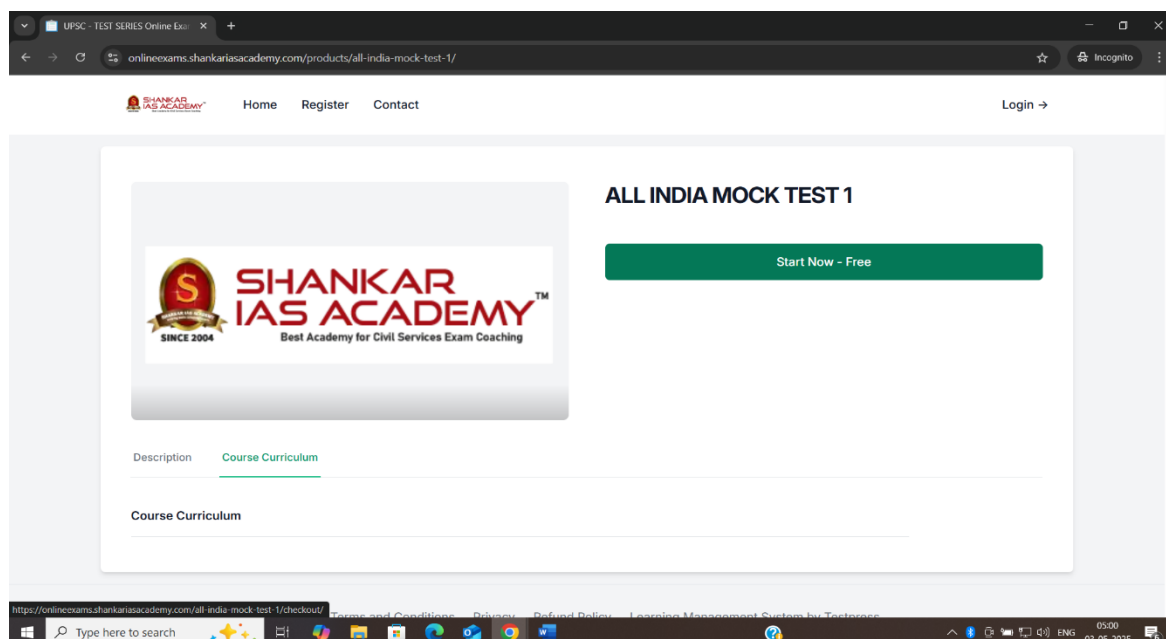
**Note:** Please ensure proper Hall ticket is getting uploaded, otherwise you are not allowed to take the test.

- 2) The Online exam link(both GS and CSAT) will be available from 9am to 5pm on respective mock test dates in [www.shankariasacademy.com](http://www.shankariasacademy.com).

**Note:** Test should be submitted on or before 5 PM sharply.

- 3) Candidates who are all taking online mock test in the portal (new/old) kindly login with the mobile number with OTP verified.

- 4) After clicking the link given on our SIA website <https://onlineexams.shankariasacademy.com/products/all-india-mock-test-1/> you will find the below screenshot



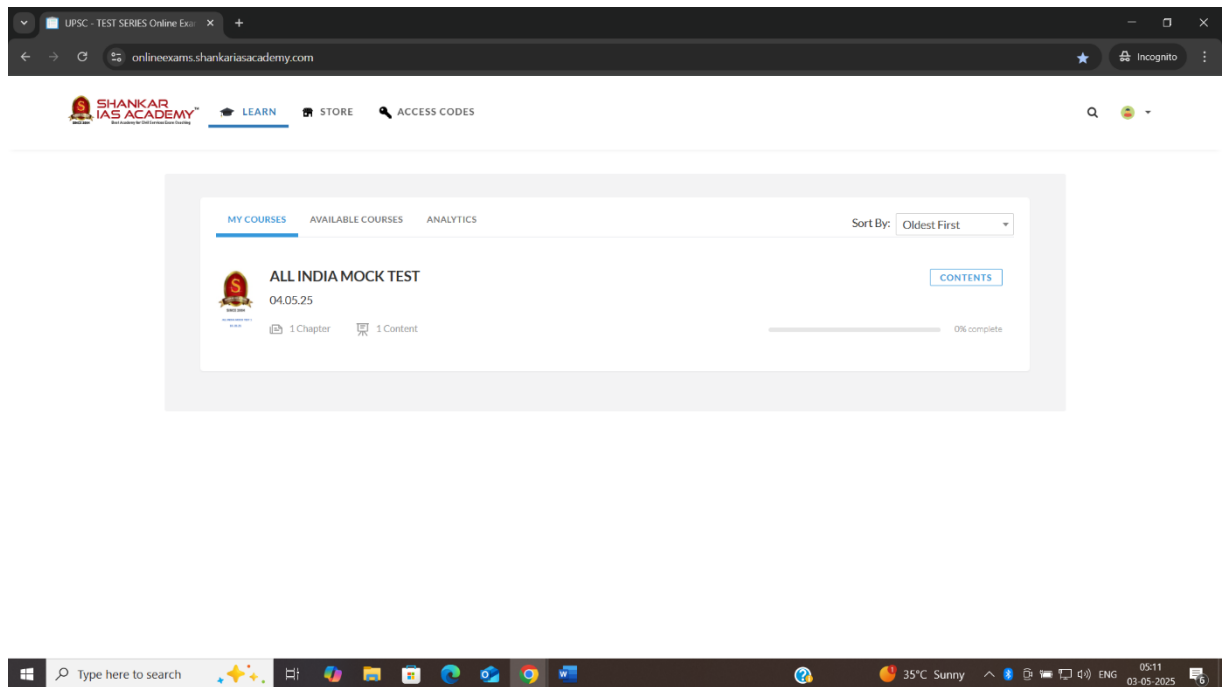
- 5) AFTER CLICKING START NOW, YOU WILL FIND LOGIN PAGE ( FOR BOTH OLD/NEW USERS),KINDLY LOGIN USING THE MOBILE NUMBER WITH OTP VERIFIED.

The screenshot shows a web browser window with the URL `onlineexams.shankariasacademy.com/otp_login?next=/all-india-mock-test-1/checkout?gw=payu`. The page features the Shankar IAS Academy logo at the top center. Below the logo, the text "Get started with UPSC - TEST SERIES" is displayed. A prompt "Choose your preferred or given way of login." is followed by a dark blue login box. Inside this box, there is a text input field for a phone number with a "+91" prefix, a green "Proceed" button, and a blue "Use Username & Password" button. The browser's taskbar at the bottom shows the Windows search bar, various application icons, and system information including the date "03-05-2025" and time "05:00".

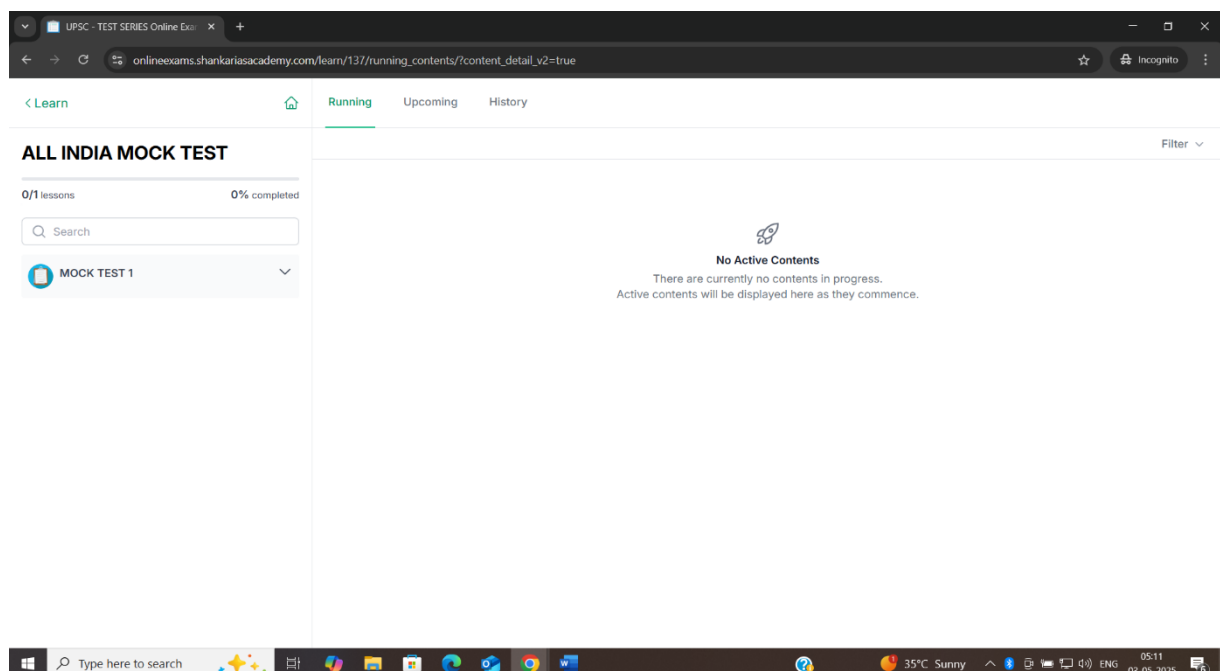
- 6) THE BELOW MENTIONED DETAILS WILL BE ASKED,KINLDY FILL ALL THOSE AND SUBMIT

The screenshot shows a web browser window with the URL `onlineexams.shankariasacademy.com/settings/force/`. The page has a header with the Shankar IAS Academy logo and navigation links for "LEARN", "STORE", and "ACCESS CODES". A light blue banner at the top of the main content area reads "Please update your profile to continue using the site." Below this banner is a form with three input fields: "First name:", "Email address:", and "Phone:". The "Phone:" field is pre-filled with the number "8778558632". A green "Submit" button is located at the bottom of the form. The browser's taskbar at the bottom shows the Windows search bar, various application icons, and system information including the date "03-05-2025" and time "05:11".

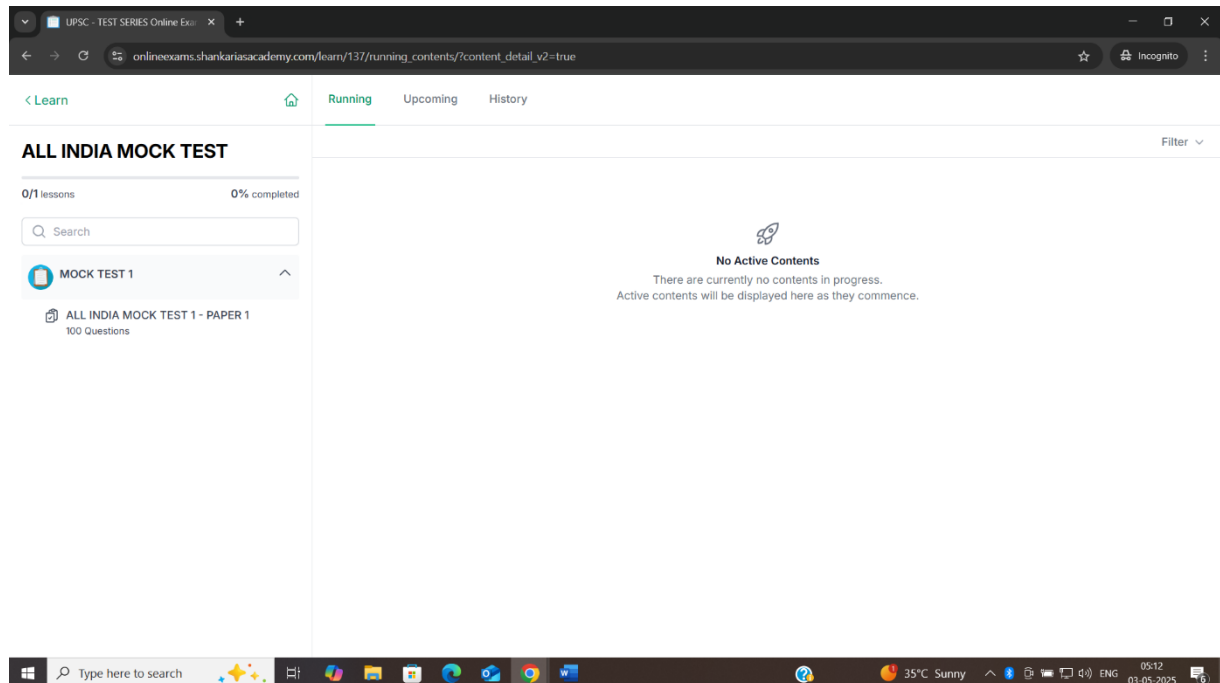
- 7) AFTER THAT ,THE BELOW PAGE WILL BE SHOWN ,KINDLY CLICK ON THE CONTENTS TO PROCEED



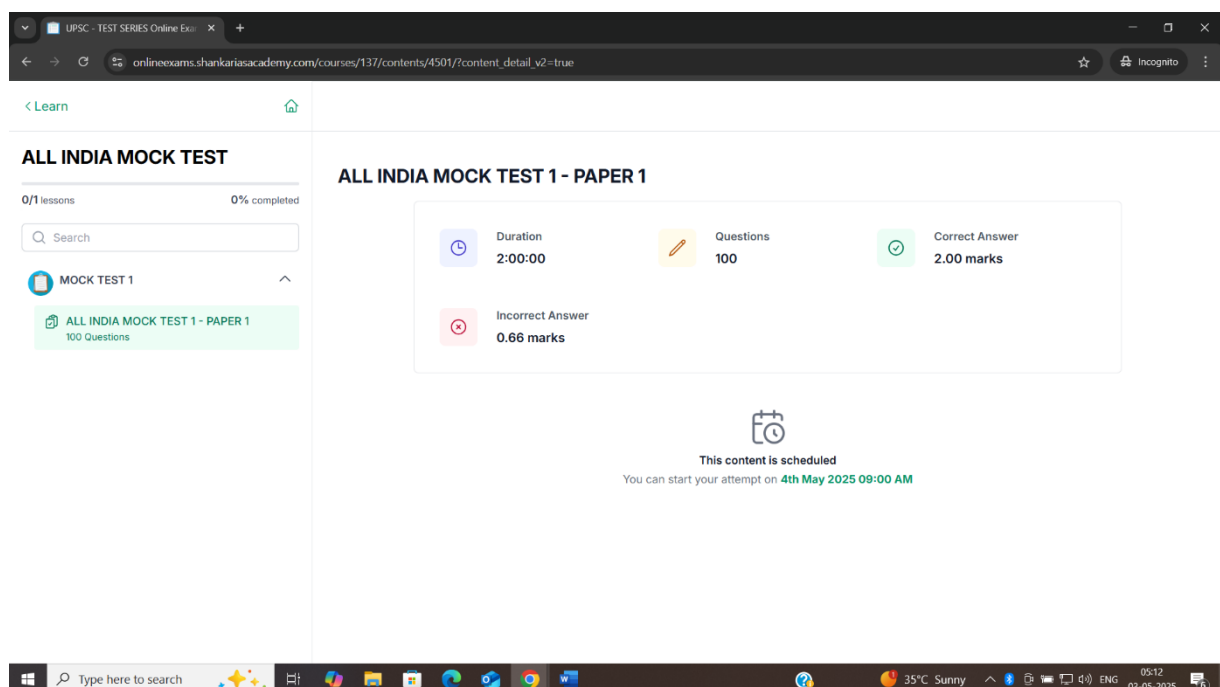
- 8) KINDLY CLICK ON THE LEFT SIDE DOWN ARROW OF MOCK TEST SHOWN



9) KINDLY CLICK ON THE TEST AND START TAKING THE TEST.



10) TEST WILL BE AVAILABLE 9 AM ON 04.05.25



11) Answer key will be published on the following dates at 6 PM on  
[www.shankariasacademy.com](http://www.shankariasacademy.com) / [www.iasparliament.com](http://www.iasparliament.com)  
(04/05/2025 , 11/05/2025 , 18/05/2025)

12) Results will be published on the following dates(evening) on  
[www.shankariasacademy.com](http://www.shankariasacademy.com) / [www.iasparliament.com](http://www.iasparliament.com)  
(05/05/2025 , 12/05/2025, 19/05/2025)

13) **ONLINE TEST WILL LOGIN ONLY ONCE SO KINLDY LOGIN WITH PROPER NETWORK AND DEVICE**

For any queries, Please contact mail

PRESTORMING@SHANKARIAS.IN / SANTHOSH@SHANKARIASACAD.IN

**PHONE: 7667766266 / 9003190030**

**ONLINE TEAM: 8838341223**

**ALL THE BEST.....**

